

ManuXelect



PASSION FOR MOTION



Partner for Life

Excellence in treatment couches
for an extraordinary price: The ManuXelect

Quality, stability, design

The ManuXelect couch is characterised by the familiar stability and quality of all Enraf-Nonius products.

The ergonomics have not been forgotten in the design of this examination- and treatment couch. With the ManuXelect couch you can place your patient in any position for comfortable treatment without placing any undue stress on yourself.

The ManuXelect couch is ideally suited for use where space is at a premium: the scissor mechanism of the couch means it takes up the minimum of space. The couch is adjusted in height by a linear movement, so that the sections move up and down, rather than sideways. This makes the ManuXelect couch ideal for use in combination with an exercise cage.

The robust design is a guarantee for excellent performance. The moving parts run on bearings, and the precision production and reliable motor will make the ManuXelect couch a valued addition to your practice. The easily adjustable sections and the comfortable upholstery will make the ManuXelect couch the centre of your treatment room and one your clients will greatly appreciate. An excellent choice if you need a reliable couch for a restricted space for a competitive price!

Characteristics:

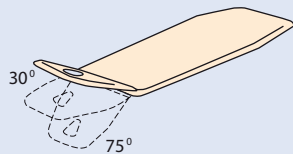
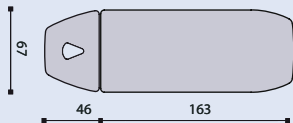
- Height adjustment, ca. 48 – 105 cm
- Sitting and lying positions
- Up to 250 kg lifting capacity (with optional motor)
- High durable grey powder coated frame
- Durable adjustment handles in stainless steel
- Full supported adjustment of the head-or back section
- Comfortable padding, also at the side of the table top
- Durable, hygienic and washable upholstery
- Upholstery available in 6 colours
- Standard with breathing hole



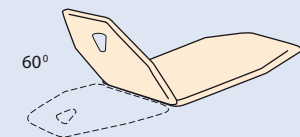
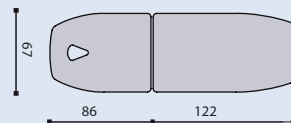
ManuXelect

ORDERING DATA

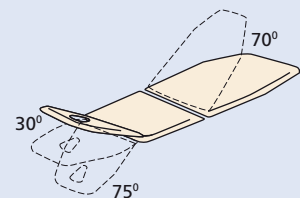
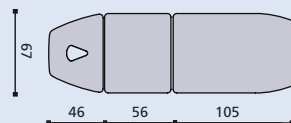
ManuXelect 2 section headsection



ManuXelect 2 section backsection



ManuXelect 3 section



STANDARD ACCESSORIES

1550750 User manual treatment couch ManuXelect

OPTIONAL ACCESSORIES

- D ManuXelect Paper roll holder
- E ManuXelect clamp for fixation accessories
- F ManuXelect Gynoset
- G ManuXelect extra heavy motor
(lifting weight 250 kg instead of 150 kg)
- H ManuXelect extra large wheels
(diameter 100 mm instead of 70 mm)
- I ManuXelect wheel raising set
- J ManuXelect handswitch
- K ManuXelect footswitch
- L ManuXelect all around operation
- M ManuXelect colours upholstery (6 colours),
grey 013, sirius blue 004, lavender 199, grey 812,
cornflower blue 169, red 852
- Nose plug, colour black (optional)

TECHNICAL SPECIFICATIONS

Size tabletop (lxw):	207x67 cm
Height adjustment:	48,5-105,5 cm
Lifting time (min.-max.):	approximately 35 sec.
Lifting capacity:	150 kg (optional 250 kg)
Power supply:	100 / 120 / 230V AC 50/60 Hz
Current consumption:	1.5 A-350W max. (light) or 2.0 A-470W max. (heavy)
Upholstery:	6 different colours available
Colour code frame:	grey = RAL 7035



D



E



F



G



H



I



J



K



L



M



BE SELECTIVE - BE SEDUCED BY THE NEW MANUXELECT



ManuXelect: In line with our commitment to eXcellent treatment couches

PASSION FOR MOTION

Your distributor:

Enraf-Nonius B.V.
Vareseweg 127
3047 AT Rotterdam
P.O. Box 12080
3004 GB Rotterdam
The Netherlands
T +31 - (0)10 - 20 30 600
F +31 - (0)10 - 20 30 699
E info@enraf-nonius.nl
www.enraf-nonius.com

Technical modifications reserved

ManuXelect