

MANUMED



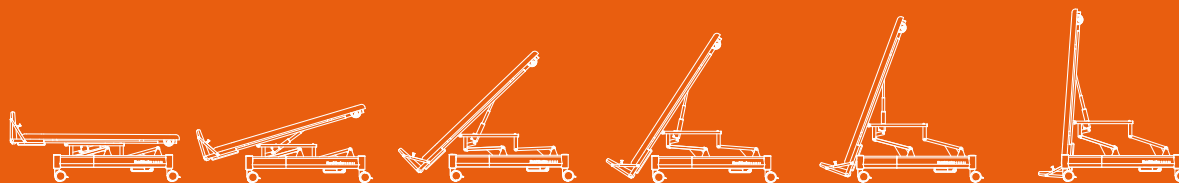
Enraf-Nonius B.V.
Vareseweg 127
3047 AT Rotterdam
P.O. Box 12080
3004 GB Rotterdam
The Netherlands

T +31 - (0)10 - 20 30 600
F +31 - (0)10 - 20 30 699
E info@enraf-nonius.nl
www.enraf-nonius.com



Partner for Life

Manumed Special Tilt



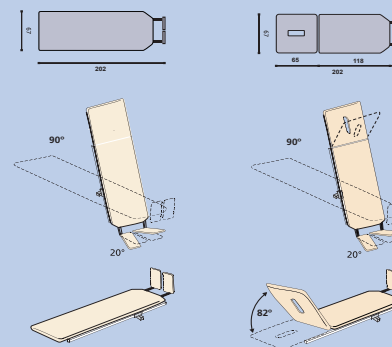
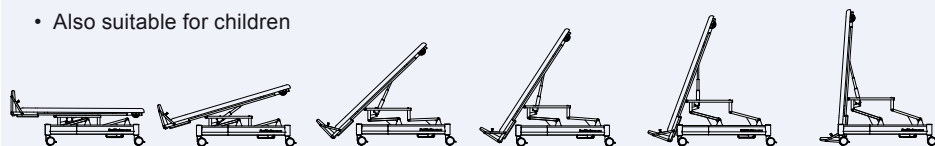
MANUMED

The tilt table was specially developed with a continuously variable setting in order to move your patient from a horizontal to a vertical position. Electric setting at any angle desired between 0 and 90 degrees is possible.

The tilt table has extra large wheels, which makes the transfer more easy, even with a patient in tilted position. Your patients' lift can be slid under the frame of the couch, which makes transferring the patient easier and lighter. The tables are standard equipped with fixation rails for the use of special straps for the knees and upper trunk. Special additional accessories are an adjustable worktable and adjustable arm-rests.

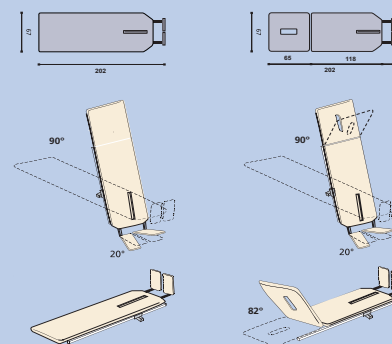
The electric motor is operated by a central hand switch, which can be done by either the patient or the therapist. The foot section can be completely folded backwards which makes this couch suitable for general examination as well as for treatment applications.

- Tilting table top from 0 to 90 degrees, silently and smoothly
- Fixation rails for belts and straps
- Electric height adjustment
- Easy to move with large wheels
- Comfortable padding, also at the side of the table top
- Durable, hygienic and washable upholstery
- Upholstery available in 18 colours
- Also suitable for children



ORDERING DATA

- 5100601** Manumed Special Tilt 1-section (type 722)
5100602 Manumed Special Tilt 2-section (type 724)



- 5100603** Manumed Special Tilt 1-section with leg fixation rail (type 723)
5100604 Manumed Special Tilt 2-section with leg fixation rail (type 725)

STANDARD ACCESSORIES

1400915

Operating manual Manumed Special Tilt

OPTIONAL ACCESSORIES

3445015

Strap with back-to-back fastening, 240 cm

A

Couch covers

B

18 different upholstery colours

3496629

Batteries for the Manumed Special Tilt

3445043

Arm rests (set of two) for Manumed Tilt

3445044

Work table for Manumed Special Tilt

3445065

Fixing bar for arm rests & work table

3445024

Fixation straps for the knees for the Manumed Special Tilt

3445046

Fixation straps for the knees for the Manumed Special Tilt with separate legparts

3450052

Paper roll holder for 2-section

3450070

Paper roll holder for 1-section

3451055

Set of wheels with 2-sided operation

TECHNICAL SPECIFICATIONS

Size tabletop (lxw): 202x67 cm

Height adjustment: 55-108 cm

Tilting: 0-90°

Incl. back section – 2s: 0-82°

Lifting capacity: 175 kg

Power supply: 100 / 120 / 230V AC 50/60 Hz

Current consumption: 3.0 A max.

Duration of continuous operation: duty cycle 10%, max 2 min. cont. in 20 min.

Colour code frame: grey = RAL 7035




3445015

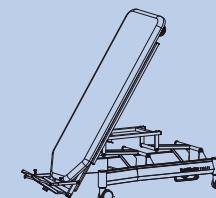
A



B



3496629



3445043




3445044



3445065



3445024



3445046



3450052
3450070



3451055